

Knowledge Organiser

Year 4/5 Autumn Term- Who invaded Britain?

Strand: DT - design and make an Anglo-Saxon building

Art - use tools on clay to create a decorative Viking brooch



What should I already know?





- ◇ I know that products are designed and made to do a certain job.
- ◇ I can plan and select materials and tools I will need to make my object.
- ◇ I know how to strengthen a structure to make it stiffer and more stable.
- ◇ I know that evaluation is when you look at what is good and what can be improved.
- ◇ I know that by rolling, pressing, cutting and using different tools I can shape clay in different ways.
- ◇ I know that clay hardens when it dries.

Key Vocabulary design, criteria, plan, make, evaluate, tools, equipment, hacksaw, wood dowelling, balsa, ruler, measure, join, materials, pole lathes, daub, adze, wedge, sled axe, emboss, engrave, carve, brooch, buckle, pattern, repeat, symmetry.

Resources to help me with my learning!

<https://www.bbc.co.uk/bitesize/subjects/zyr9wmn>

<https://bbc.co.uk/teach/class-clips-video/art-and-design-making-sculptures-dry-materials-clay/zd28qp3>



What will I know by the end of this unit?



Saxon Models

- I can communicate my ideas through discussion, drawing, diagrams and model making.
- I know what a set of criteria is and why it is important when designing a product.
- I can select and use materials according to their functional properties and aesthetic qualities (how it works and how it looks)
- I can evaluate my finished house in relation to the design criteria and say how I can improve my work.



Viking Brooches

