






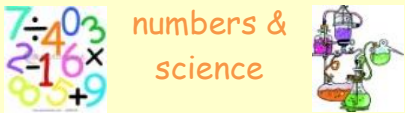





Multiple Intelligences	Hedgehog Class Bloom's Project - Woodlands and Farms					
	1 mark	2 marks	3 marks	4 marks	5 marks	6 marks
	 Knowing	 Understanding	 Applying	 Analysing	 Creating	 Evaluating
<b>Verbal</b> I enjoy reading, writing & speaking 	Play 'I walked around a farm and saw...' game  <i>(the game is the same as I went to the market and I bought...)</i>	Make a list of different farm animals.	I can sing a song or rhyme about farm animals.  <i>(i.e. Old McDonald had a farm, 5 Little Ducks, Baa Baa Black Sheep)</i>	Write a book review about a story you have read linked to farms or the woods.  <i>(i.e. Goldilocks, Hansel &amp; Gretel, The Little Red Hen, Little Red Riding Hood, Chicken Licken)</i>	Find out about and list the different types of trees that you may find in the woods.	Retell a story linked to the woods or farm.  <i>(i.e. Goldilocks, Hansel &amp; Gretel, The Little Red Hen, Little Red Riding Hood, Chicken Licken)</i>
<b>Mathematical</b> I enjoy working with numbers & science 	Play Kim's memory game with a tray of farm animals. Name the farm animal that was removed.	Count how many trees you see on your way to school.	Draw a 4 season chart of a woodland, showing the same scene for each season (Spring, Summer, Autumn and Winter).	Ask your family and friends what is their favourite and least favourite farm animal? Make a chart of the results.	Design a board game about Going to the Woods. What type of problems could make you move back 1 space? What will help you move forward 1 space? You could base your game on Going on a Bear Hunt.	What did players say about your Going to the Woods Board Game? What went well? What would you change if you made the game again?
<b>Visual</b> I enjoy painting, drawing & visualizing 	I can show an adult in Hedgehog Class different Makaton actions for farm animals.	Experiment mixing 3 primary colours blue, red and yellow with white and black to paint a woodland picture.	Collect, press and dry some leaves or flowers to decorate a bookmark.	Create a jigsaw about a farm or woodland.	Make your own observational sketch/painting/ print of a farm animal.	Choose a painting with a woodland or farm scene in it and explain why you like it.
<b>Kinaesthetic</b> I enjoy doing hands-on activities 	Go for a walk in the woods or visit a farm.	Mime different actions for different farm animals. Can your friends or family guess what you are doing?  <i>(e.g: you could mime being a chicken)</i>	Make tree rubbings and compare	What sort of clothes and footwear would you need to wear if you worked on a farm and why	Make a scarecrow  <i>(You could use junk modelling, play dough, salt dough or modelling clay)</i>	Interview somebody at home - ask them to explain which is their favourite farm animal and why?
<b>Musical</b> I enjoy making & listening to music 	I can sing a nursery rhyme or song about a farm or woods	Choose a piece of music about farms or woods	Make an instrument to sound like something you may hear in the woods  <i>(i.e. the sound of the trees in the breeze, the sound of crunching leaves under your feet, birds, dogs barking etc)</i>	Choose a poem/story linked to farms or woods and set a piece of percussion music to it.	Compose a rap to describe different types of farm animals to perform in class.	Is there a piece of music that reminds you of the woods or a farm?  How does it make you feel?

**Instructions for the Blooms Project:**

The project will run until Friday 25th November

Children complete tasks at home and bring them to their teacher to share with the class.

The aim is to try a range of tasks so children aren't allowed to do more than 3 tasks from any horizontal row.

The marks are guidelines. Teachers can decide to award any marks up to the guidelines with bonus marks for exceptional work!

Parental support is encouraged; some of the tasks will require it! However the children should always be working harder than you!

If the product is eaten or not able to be brought in, a photo will suffice as evidence!

Try to complete one task per week. In the past, children have planned the tasks in advance. It is a mature approach that has worked well.

The Blooms project is a proven technique for improving children's thinking skills, thank you for your continued support. We are really looking forward to the results!

Certificates will be awarded at three levels:

10 Points or more = Bronze   20 points or more = Silver   30 points or more = Gold

**Teachers** will also complete the feedback box below.

**What went well:**