












Multiple Intelligences	Beech class and Willow class Bloom's Project - Fire! Fire!					
	1 mark	2 marks	3 marks	4 marks	5 marks	6 marks
	 <b>Knowing</b>	 <b>Understanding</b>	 <b>Applying</b>	 <b>Analysing</b>	 <b>Creating</b>	 <b>Evaluating</b>
<b>Verbal</b> I enjoy reading, writing & speaking 	Tell your family the story of The Great Fire of London. Include as much detail as possible.	Write a diary entry about an exciting day you have spent with your family recently.	Imagine you lived in 1666 and were an eyewitness of the Great Fire of London. Write a letter to Miss Ashworth, Mrs Clayden or Miss Kirby.	Follow a recipe at home with an adult. Take photos and explain to the class what you did at each step telling them what you saw and what you did.	Create and film an interview between you and one other person. One of you must be a news reporter asking the other person questions about the Great Fire of London while the person being interviewed answers!	Imagine you can travel back to 1666. You can pack 5 items in your suitcase. What would you take and why? Draw the items and write a few sentences for each item to explain why you would want to take it.
<b>Mathematical</b> I enjoy working with numbers & science 	Recite to an adult your 2, 3, 4, 5 or 10 times table ( <b>you</b> can write it down first to read from if this helps!)  *We have not yet learnt these in class but it will be a focus this half term.	Make a poster showing someone how to solve  $4 \times 2 =$	Can you make three story number problems about the Great Fire of London - you must use +, - and x.	Analyse (test) at least four different materials to find out which would keep you the driest on a wet day.	Create a recipe where one of the ingredients has to change 'state', e.g. from a liquid to a solid or a solid to a liquid, such as fruit into a smoothie or juice into an ice-lolly... yum! Write down the ingredients you use and the measurements.	Find four different types of paper and think of a fair way to test how much water each can absorb (soak up).
<b>Visual</b> I enjoy painting, drawing & visualizing 	Draw or paint a picture showing a scene from the Great Fire of London.	Find examples of artwork created about the Great Fire of London and tell us why you like it!	Create your own piece of artwork (about anything you like this time) in the style of the artwork you found for the 'understanding' section of this project.	Use the internet or the library to find out about the different materials artists use to create sculptures. Can you say why they used that material?	Choose your own material to make your own sculpture. Bring your sculpture into school.	Evaluate your sculpture (from the creating section).  Tell us three things you like about it and something you would do differently next time.
<b>Kinaesthetic</b> I enjoy doing hands-on activities 	Use construction toys to build a house from Pudding Lane, or the whole street! You could use Lego or k-nex.	Go for a walk and list all the natural and man-made materials you see in your environment.	Make a 'feely book' showing pairs of contrasting materials (opposites).	Investigate and find out which materials can be dyed a different colour. Write a paragraph to tell us what you found out. (You could use fabric dye or food dye).	Make a junk model using man-made materials. Present or write down the materials you used and why.	Test how effective your smoke alarms are by seeing how clearly you can hear them from different places in your house. Write a short report showing what you found out
<b>Musical</b> I enjoy making & listening to music 	Sing 'London's Burning' to the class.	Explore and find out which materials can be used to make interesting sounds.	Use objects around your house to make sound effects to add to the story of The Great Fire of London.	Find a song that you could use in a movie soundtrack about a disaster. Draw a picture to show what you see when you're listening to it.	Find a piece of music and make up a <i>fiery</i> dance to it.	Compose and perform your own song about The Great Fire of London.

### **Instructions for the Blooms Project:**

The project will run until Wednesday 21<sup>st</sup> March.

Children complete tasks at home and bring them to their teacher to share with the class.

The aim is to try a range of tasks so children aren't allowed to do more than 3 tasks from any horizontal row.

The marks are guidelines. Teachers can decide to award any marks up to the guidelines with bonus marks for exceptional work!

Parental support is encouraged; some of the tasks will require it! However the children should always be working harder than you!

If the product is eaten or not able to be brought in, a photo will suffice as evidence!

Try to complete one task per week. In the past, children have planned the tasks in advance. It is a mature approach that has worked well.

The Blooms project is a proven technique for improving children's thinking skills, thank you for your continued support. We are really looking forward to the results!

Certificates will be awarded at three levels:

10 Points or more = Bronze   20 points or more = Silver   30 points or more = Gold

**Teachers** will also complete the feedback box below.

**What went well:**