












Multiple Intelligences

Willow Class BLOOM'S PROJECT - Wreck and Rescue

	1 mark	2 marks	3 marks	4 marks	5 marks	6 marks
	Knowing 	Understanding 	Applying 	Analysing 	Creating 	Evaluating 
Verbal I enjoy reading, writing & speaking 	Talk to members of your family (parents, grandparents) and ask them to tell you about a local shipwreck (from the past or their lifetime.)	Make a story map to tell the rest of the class a story about a shipwreck.	Imagine you have been shipwrecked. Write a postcard to Miss Gray telling her what happened and explaining how you were saved.	Find a poem about the sea and read it to the class. Tell us how it makes you feel.	Write an advert for the RNLI to encourage people to donate money to this charity.	Interview someone who goes out to sea on boats and find out how they keep themselves safe. Write this information in a list to share this with the class.
Mathematical I enjoy working with numbers & science 	Find out and count how many lighthouses there are around the Cornish coast.	How high can you make a pebble tower? Can you think of a way to measure it?	Can you make a story number problem using seaside items (eg: there were 6 sailors on the deck)	Keep a weather report diary for a week. Write down the temperatures and any information that a sailor would need to know. Say if it would be a good or bad day to go to sea.	Create something that can be used to measure rainfall out at sea.	Follow a recipe to make something to eat (where you have to weigh the ingredients). Write a short report saying how easy it was to follow and if it would be a good recipe for sailors to use on their boats or not.
Visual I enjoy painting, drawing & visualizing 	Draw or paint a picture of a seaside scene.	Design a new front cover for a book linked to the sea, lighthouses or shipwrecks.	Use natural materials to create a picture or 3D model of a lighthouse.	Find a picture or painting with a sea theme. Tell someone how you think the artist used the colours to create the 'mood' in the picture.	Create a poster to show what you can do on a visit to a lighthouse.	Find 2 paintings of ships at sea. Tell us which one you prefer and say why.
Kinaesthetic I enjoy doing hands-on activities 	Learn the clapping game and song "A Sailor Went to Sea, Sea, Sea" and perform it in class.	Teach the class or someone else how to make a model or origami boat.	Make a model of Henry Trengrouse's Breeches Buoy.	Design and make a model of your own invention to save lives at sea. Tell the class how it would work.	Make a short 'feely' book about the sea.	Test and compare the materials used to make clothes lifeboat men wear with the woollen clothes sailors wore in the past. Write down which is better and explain why.
Musical I enjoy making & listening to music 	Sing at least the first verse and the chorus of "What shall we do with the drunken sailor" to the class.	Can you finish this song 'Oh I do like to be beside the lighthouse! Oh I do like to	Make a musical instrument to show the sound of the sea. Can you make the sound of calm and rough seas?	Find a piece of music about the sea. What instruments show the sea sounds?	Compose a sound effects track for the seaside. Perform it in school or make a recording at home.	Find or make 2 instruments to make seagull sounds. Which works best? Can you explain why?

Welcome to the Bloom's project! The aim of this project is to build upon the skills that are your strengths and also to improve those areas where you may feel less confident! You earn points by completing a selection of the tasks above. All children completing the project will receive a certificate. 10 points will earn a bronze certificate; 20 will earn a silver certificate and 30 will earn a Gold certificate. You will be expected to complete approximately one task each week and to complete a minimum of 5 tasks altogether. **You may do more tasks if you would like.** You should try to do at least one task from each 'intelligence'. The project will need to be completed and handed in by Friday 11th December although you can do the activities weekly and send in the different pieces of work week by week if you wish. Please take photos if this helps. Have fun!